

*Valencia Water  
Control District*

*Agenda*

*June 12, 2018*

**VALENCIA WATER CONTROL DISTRICT**

**NOTICE OF 2018 ANNUAL LANDOWNERS' MEETING &  
ANNUAL SUPERVISORS MEETING**

Please be advised that the Annual Meeting of the Landowners of Valencia Water Control District will be held on Tuesday, June 12, 2018 at 1:00 P.M. in the Lake Ridge Village Clubhouse, 10630 Larissa Street, Williamsburg Subdivision, Orlando, Florida. The Annual Supervisors Meeting will follow. Attached are Agendas for the meetings.

  
\_\_\_\_\_  
George S. Flint, District Director

**DIRECTIONS TO MEETING:**

From Orlando go West on I-4 to the Beach Line Expressway (528); go east past International Drive to Orangewood Blvd.; Go South on Orangewood Blvd., through 4-way stop at Gateway, turn left on Larissa Street. Proceed to Lake Ridge Village Clubhouse (on right).

**DISTRIBUTION**

James A. Gerard; William Ingle; Ed Neal; Greg Bales; Debra Donton; David E. Mahler; Stephen F. Broome; Green Briar Village Clubhouse; Lake Ridge Village Clubhouse; Lime Tree Village Clubhouse; Montpelier Village Clubhouse; Parkview Pointe Village Clubhouse; Somerset Village Clubhouse; Deer Creek Village Clubhouse; Wingate Club; Tom Johnson, Orangewood HOA; Waterview HOA, and Windsor Walk HOA.

*“Persons are advised that if they decide to appeal any decisions made at these meetings/hearings, they will need a record of the proceedings and for such purpose they may need to ensure that a verbatim record of the proceedings is made which includes the testimony and evidence upon which the appeal is to be based, per section 298.0105, Florida Statutes.”*

*“In accordance with the Americans with Disabilities Act, persons with disabilities needing a special accommodation should contact Valencia Water Control District at (407) 355-5741, not later than forty-eight (48) hours prior to the meeting.”*

# ANNUAL LANDOWNERS MEETING

# AGENDA

## AGENDA

### 49<sup>th</sup> ANNUAL MEETING OF ALL LANDOWNERS WITHIN VALENCIA WATER CONTROL DISTRICT

June 12, 2018  
1 P.M.

LAKE RIDGE VILLAGE CLUBHOUSE  
10630 LARISSA STREET  
WILLIAMSBURG  
ORLANDO, FLORIDA 32821

#### Item:

1. Call meeting to order
2. Acknowledge Notice of Meeting Proof of Publication
3. Approval of minutes of the June 13, 2017 Annual Landowners Meeting
4. Accept any nominations from the floor to fill the expiring Supervisor's position:
  - 5 year term, 2018 to 2023, other than Debra Donton
5. Verify Landowners present that are planning to vote in person and number of voting units represented by each. Cast votes and record totals.
6. Tabulate total of votes cast in person and by proxy
7. Annual Report of the District Engineer (David Mahler)
8. Annual Report of the District Legal Affairs (Stephen Broome)
9. Other business or concerns of Landowners within the District
10. Adjournment of Meeting of Landowners

# SECTION II

# Orlando Sentinel

MEDIA GROUP

Published Daily  
ORANGE County, Florida

STATE OF FLORIDA

COUNTY OF ORANGE


Before the undersigned authority personally appeared Paul Koch/ Tina Robinson/ Karen Pistone, who on oath says that he / she is an Advertising Representative of the ORLANDO SENTINEL, a DAILY newspaper published in ORANGE County, Florida; that the attached copy of advertisement, being a Legal Notice in the matter of 11220-2 Column Legals, CASE NO. 70-125, in the Circuit Court was published in said newspaper in the issues of May 22, 2018; May 29, 2018.

Affiant further says that the said ORLANDO SENTINEL is a newspaper published in said ORANGE County, Florida that the said newspaper has heretofore been continuously published in said ORANGE County, Florida, each day and has been entered as periodicals matter at the post office in ORANGE County, Florida, for a period of one year next preceding the first publication of the attached copy of advertisement; and affiant further says that he or she has neither paid nor promised any person, firm or corporation any discount, rebate, commission or refund for the purpose of securing this advertisement for publication in the said newspaper.

PAUL KOCH  
Printed Name of Affiant

Paul Koch  
Signature of Affiant  
29 day of May 2018 by above said affiant, who is personally known to me (X) or who has produced identification ( ).

Wanda Wiggins  
Signature of Notary Public (Typed, Printed or Stamped)



IN THE CIRCUIT COURT, NINTH JUDICIAL CIRCUIT, IN AND FOR ORANGE COUNTY, FLORIDA CASE NO. 70-125  
IN RE: VALENCIA WATER CONTROL DISTRICT  
TO ALL OWNERS OF LAND WITHIN VALENCIA WATER CONTROL DISTRICT

YOU ARE HEREBY NOTIFIED that, pursuant to Section 298.12, Florida Statutes, the Annual Meeting of All Landowners within the VALENCIA WATER CONTROL DISTRICT, incorporated by an Order of the Circuit Court in and for Orange County, Florida on May 27, 1970, will be held Tuesday, June 12, 2018 at 1:00 P.M. at the Lake Ridge Village Clubhouse, 10630 Larissa Street, Williamsburg, Orlando, Florida 32821, for the purpose of electing one member to a five-year term to the Board of Supervisors, which members must be owners of land in said District and a resident of Orange County, and to conduct such other business as may come before the Meeting, to be followed by the Annual Meeting of the Board of Supervisors.

"Persons are advised that if they decide to appeal any decisions made at these meetings/hearings, they will need a record of the proceedings and for such purpose they may need to ensure that a verbatim record of the proceedings is made which includes the testimony and evidence upon which the appeal is to be based, per section 298.0105, Florida Statutes."

"In accordance with the Americans with Disabilities Act, any person requiring special accommodations at this meeting because of disability or physical impairment should contact the District Office at (407) 841-5524 x 101, at least forty-eight (48) hours prior to the meeting. If you are hearing or speech impaired, please contact the Florida Relay Service, 1-800-955-8770, for aid in contacting the District Office."

DATED this 16th day of May, 2018.  
Tiffany Moore Russell, Clerk of the Circuit Court  
053619786 5/22/2018, 5/29/2018

# SECTION III

**MINUTES OF THE 2017 ANNUAL MEETING OF ALL  
LANDOWNERS WITHIN VALENCIA WATER CONTROL DISTRICT**

**June 13, 2017**

The Annual Meeting of the Landowners of **VALENCIA WATER CONTROL DISTRICT** was held at 1:00 P.M. on Tuesday, June 13, 2017, in the Lake Ridge Village Clubhouse, Williamsburg Subdivision in Orlando, Florida. Present were Supervisors James Gerard, Ed Neal, Gregory Bales and Debra Donton. Also in attendance were the following: Stephen F. Broome, District Attorney; David E. Mahler, District Engineer; William Tew, District Director; Stacie Vanderbilt, District Administrative Assistant; Teresa Viscarra, District Accounts Payable; Donna Finklestein – Lake Ridge Resident; Mr. & Mrs. Pat Annunziata – Deer Creek Village Residents; and Karen & Dennis McGowan – Parkview Residents

**ITEM #1** **Call Meeting to Order**

Mr. Tew called the meeting to order at 1:00 PM.

**ITEM #2** **Acknowledge Notice of Meeting Proof of  
Publication**

The Proof of Publication of the Notice of Meeting was included in the agenda package and made part of the minutes.

**ITEM #3** **Approval of Minutes of the June 14, 2016  
Annual Landowners' Meeting**

Mr. Tew stated that the next item was the approval of the minutes of the June 14, 2016 annual landowners' meeting. He asked if there were any questions, additions or deletions.

There being none,

On MOTION by Mr. Bales seconded and carried with all in favor the minutes of the June 14, 2016 Annual Landowners' Meeting were approved as presented.
---

**ITEM #4** **Accept any Nominations from the Floor to  
Fill the Expiring Supervisors' Positions**

- **5 Year Term, 2017 to 2022 other than James Gerard or Donna Finklestein**

There being no nominations from the floor, the next item followed.

**ITEM #5** **Verify Landowners Present that are Planning to Vote in Person and Number of Voting Units Represented by Each. Cast Votes and Record Totals**

The landowners present did not elect to cast votes.

**ITEM #6** **Tabulate Total of Votes Cast in Person and by Proxy**

Mr. Broome stated that there were 2,354 votes for James Gerard; 170 votes for Donna Finklestein; 1 vote for Alan Briggs and 1 vote for Dan Lantz which he would cast by proxy for the 2017 to 2022 term.

James Gerard was elected to the 2017 to 2022 term on the Board of Supervisors.

Mr. Broome stated that there were 2,348 votes for compensation and 61 votes against compensation with 51 abstaining. The Board of Supervisors will receive compensation for attending District meetings.

**ITEM #7** **Annual Report of District Engineer**

Mr. Mahler presented his annual report and stated that he and Mr. Tew were working on a list prioritizing the maintenance items that would need to be performed over the next few years. He stated that most of the District's property looked good and that some issues arose due to the construction on the 528. He went through the report with the Board and explained the tables included. He stated that the NPDES requirements included monitoring so he would be working on providing the historical information.

Discussion ensued.

**ITEM #8** **Annual Report of the District Legal Affairs**

Mr. Broome reported that there was no pending or threatened litigation. He stated that the legal work mainly consisted of attending monthly meetings.

**ITEM #9**

**Annual Report of the District Treasurer**

Mr. Tew presented the balance sheet noting that the District was in good financial condition and was within budget.

**ITEM #10**

**Other Business or Concerns of Landowners Within the District**

There being none,

**ITEM #11**

**Adjournment of Meeting of Landowners**

The meeting adjourned at 1:09 P.M.

\_\_\_\_\_  
Stephen F. Broome, Secretary

\_\_\_\_\_  
James A. Gerard


\_\_\_\_\_  
William Von Ingle

\_\_\_\_\_  
Ed Neal

\_\_\_\_\_  
Greg Bales

\_\_\_\_\_  
Debra Danton

# SECTION VII



**CPH Inc.**  
1117 East Robinson Street  
Orlando, Florida 32801  
Phone: 407-425-0452  
www.cphengineers.com

# Memo

**Date:** May 10, 2018  
**To:** Board of Supervisors  
**Organization:** Valencia Water Control District  
10365 Orangewood Boulevard  
Orlando, Florida 32821  
**From:** Mahler, David E. (P.E.)  
**Re:** ANNUAL REPORT OF THE DISTRICT ENGINEER  
**CPH Job No.:** 6816.07

## MEMBERS OF THE BOARD:

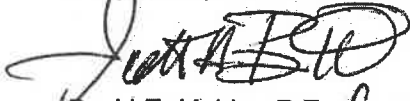
This is to serve as the Chief Engineer's Annual Report to the Board of Supervisors as required under Chapter 298, Florida Statutes. As such, this report serves as a brief summary of the activities of the Engineer from June 2017, to date. This report is for submission at the 2018 Annual Meeting of Landholders, Valencia Water Control District, June 12, 2018, in the Lake Ridge Village Clubhouse, Orlando, Florida.

The following is a list and brief summary of the items on which the District Engineer worked on or was involved with:

- 1) Reviewed and tabulated monthly water quality data. The general level of water quality is satisfactory. A copy of the sampling analysis results for the fiscal year 2017/18 is attached.
- 2) Made periodic field inspections as requested by the District Director while in the area for various meetings regarding permits and ongoing construction activities.
- 3) Provided general coordination, liaison, and technical advice to landowners, developers and their engineering representatives on design criteria, regulations, and other matters pertinent to the District's business.
- 4) Oversaw repairs to District facilities by contractors, such as washout repairs, cleaning and general maintenance.
- 5) The Engineer prepared for and attended all regular board meetings of the District. In addition, the Engineer attended a number of special meetings regarding developer's projects within the District.

- 6) Bill Tew, Dan Brown and I conducted a drive-through inspection of the District on February 1, 2018, to review the conditions of the Works of the District and to determine the status of project(s) completed and/or their operational condition. The projects we inspected this year were primarily the original VWCD ponds, structures and canals. A summary of our annual inspection is listed in Attachment II.
- 7) Attended NPDES meetings held by Orange County Environmental Protection Department as well as the South Florida Water Management District.
- 8) Attended annual Okeechobee Basin Management Action Plan (BMAP) Meeting.
- 9) Permit applications and plans (shown on Attachment I) submitted by developers and others were reviewed by the District Engineer and checked for compliance with Valencia Water Control District requirements. In some cases, changes were recommended and upon resolution of the issues, the projects were recommended for approval to the District.

Respectfully submitted,



David E. Mahler, P.E. for  
District Engineer


Attachments:

**ATTACHMENT I**

Attachment I

<b>Permit Review and Processing</b> <i>(Not including individual irrigation permits processed by District office.)</i>		
PERMIT NUMBER	DESCRIPTION	APPROVED DATE
<b>Category I - Permits Issued Since May 2017</b>		
0163B-1	SeaWorld Project 2019 Recreation – Theme Park Attraction Letter Modification	1/9/18
0476	SeaWorld Orlando 2018 Project Minor Modification	9/12/17
0496	Grande Pines Mass Grading Plans	6/13/17
0497	Orchid Bay Master DP – Bldg B2 (Portion of Parcel 15A)	10/10/17
0498	Orchid Bay Parcel 15A – Pearl Eagles Hotel	10/10/17
0499	LaQuinta Hotels, Orchid Bay, Parcel 15B	10/10/17
0500	TECO Gas Main Replacements – Williamsburg	10/10/17
0501	C-11 Canal Directional Drill in JYP ROW	10/10/17
0502	Aloft and Clement Hotel Project	4/10/18
<b>Category II Permits on Hold</b>		
	None at Present	
<b>Category III Permits With Work Not Acceptable to the District</b>		
	None at Present	
<b>Category IV Permits in Process</b>		
	None at Present	
<b>Category V Projects Reviewed - No Permit Required</b>		
	None at Present	

**ATTACHMENT II**



1117 East Robinson Street  
Orlando, Florida 32801  
Phone: 407.425.0452  
Fax: 407.648.1036  
[www.cphengineers.com](http://www.cphengineers.com)

# Memo

**Date:** May 4, 2018  
**To:** Board of Directors  
**Organization:** Valencia Water Control District  
**From:** David E. Mahler, P.E., District Engineer  
**Re:** Annual Inspection by District Engineer – February 1, 2018  
**CPH Job No.:** 6816.07

---

The annual inspection was performed on Thursday February 1, 2018. Present for this inspection were Bill Tew, Dan Brown and myself. We drove to the various locations within the District as part of the Annual Inspection to review the current condition of the canals and the structures, and to discuss issues related to the condition and maintenance of the system. The weather was clear. For the 2018 inspections, a total of 42,885 lineal feet of canals were inspected. In addition to the canals, we also inspected 17 ponds that are owned and maintained by the District. The following sites were visited, and the conditions of the facilities are described below.

## C-1 Canal

The C-1 canal is in generally good condition. Orange County had a problem with one of their air relief valves on their water main at Orangewood Boulevard. The leaking ARV was repaired. There is a weir that has washed out across from where the C-1 and C-3 intersect. The failure was due to construction activities of Hubbard Construction. This will need to be monitored to make sure that it is repaired by them.

The northwest end of the C1 was the next stop. We looked at the pipe entering the C1 from CFP into the canal. This will need to be addressed with Orange County. Notification has been made to the engineers working on the Beyond I4 Ultimate project that this is the discharge location for them and that the problem exists and will need to be corrected.

The S-101 and S-102 are in good condition. The S-102 was being held open for weed control spraying to occur. It was noted that there is a large amount of sediment that should be removed from the canal from previous washouts that have occurred.

## C-3 Canal

The canal is generally in good condition.

## C-4 Canal

The canal itself is in fair condition. There have been a number of washouts that have occurred along the canal over the past year or so. We have been looking into the cause of this and have

found that the control structures at the west end of the canal are beginning to show signs of age. They are leaking in numerous locations and the corrugated metal piping (CMP) is rusting through. In addition, the stop logs were not all in place in the structures. We have had Dan Brown with Sthern Environmental replace the stop logs in the structures. The pipes that go under the road show sign of rusting and will need to be lined so that they do not fail completely at some point in the future. In addition, the Sea World pond is covered with vegetation and thus it does not have its full capacity to provide attenuation of storm events.

In addition to the above noted items, there is undermining of the splash pad at the east end of the outfall pipes where they enter the C-4 canal. This will need to be repaired/replaced when the outfall structures are replaced.

CPH provided a planning level cost estimate to the Director to replace the outfall structures, reline the pipe that cross under the road and repairing the concrete splashpad at the east end of the pipes for inclusion of this in the upcoming fiscal year budget.

### **C-5 Canal and S501**

The C-5 Canal appeared to be in good general condition.

On the east bank of the C5 canal just downstream of S501 minor erosion was noted in last year's report. This is still there but has not progressed to be causing any issue at this time. We will continue to monitor this and if it gets worse, we will have a quote prepared to make repairs to the area and bring it to the board for approval.

We did not look at the section of the C5 being maintained by Sea World. However, the portion from the C4 to Sea Harbor drive was inspected.

The S501 structure looked in fair condition. The arm that was rusting is scheduled for repair by Sthern Environmental prior to the mowing and wet seasons.

It was noted that the water in the C5 looked very turbid at the time of our inspection. We also went onto Sea World Property as far up the C5 as we could get through their employee parking area and the water was turbid there as well. We notified the appropriate staff at Sea World to have them investigate the source of the turbidity.

### **C-6 Canal and S-601**

The C-6 Canal is in generally good condition. All previous repairs are holding up fine.

Structure S-601 is in good condition.

### **C-9 Canal**

This canal towards Area 1 pond is in good condition.

The canal overflow weir structure on the west side of Gifford Boulevard appears to have a void under the concrete. This will need to be investigated further to determine the extent of the void and the repair options. This void was noted during the installation of the new trash skimmer that was installed across the weir.

There is a large amount of tree growth across the canal from the weir structure that needs to be trimmed/cut back so that access is maintained along the canal bank.

Structure S-901 is in good condition.

### **C-10 Canal**

This overall canal is in fair to good condition. The water is still turbid from the Beachline construction activities. There are also a number of locations along the new wall that was constructed by FDOT that have erosion occurring. This appears to be the result of the wall installation and the grading on the beachline side of the wall. They have the area graded such that the water collects and discharges through openings in the wall.

Tract F has noticeable amounts of sedimentation that will need to be cleaned out in the near future. This sedimentation appears to be coming from the County's collection and conveyance systems throughout the neighborhood. The County generally takes the position that even though the materials came from their pipes, it is now in Valencia's property, so Valencia is responsible for cleaning it up and removing it.

The county has a drainage easement and swale between Crown Court and Donhill Court. From the end of the swale to the C10, there is a pipe that is failing and needs to be repaired. The County will need to repair or replace the pipe and they will also need to install a new MES on the pipe. This will also need to have rip rap installed at the end of pipe.

We then traveled west along the C10 to look at the ruts in the bank a little way down from Gifford Blvd. It appears that the homeowner is watering the area and causing the ground to become saturated. We need to notify the homeowner to stop over watering the canal area. We should also bring in a load of dirt to fill in the ruts and regrade and sod the area.

### **C-11 Canal**

The Canal is generally in good condition. The washout at the intersection with Orange Blossom Trail is continuing to get worse. We have met with Orange County and FDOT as this failure was caused by their systems. Orange County has taken the position that it is not their responsibility and are unwilling to assist in getting the problem repaired. FDOT on the other hand was working with us to try and get the County to participate. However, with the County not willing to change their position, FDOT has moved forward with getting a temporary repair done and will be working in the future to have a project done that will realign the piping to match the direction of the canal as opposed to the way that it is now angling towards the side of the canal.

There is some bank erosion occurring south of Taft Vineland Road that will need to be monitored and if it gets worse, it will need to be repaired.

The S-1101 & S-1102 structures are in good condition.

### **C-12 Canal**

The Canal is generally in good condition.

### **Deer Creek Ponds 1A, 1B & 2**

These three ponds are in good general condition.

### **Deer Creek Ponds 3**

Deercreek 3 pond looks good. The area where the outfall pipe was repaired is fine and no further signs of problems.

### **Deer Creek Ponds 4**

Deercreek pond 4 is generally in good condition. There is some erosion occurring at the top of the MES as well as a small depressional area about six feet from the outfall. It is recommended that these areas be repaired before larger problems occur as a result of the erosion.

### **Deer Creek Ponds 6**

Deercreek pond 6 looks good.

### **Parkview Terrace**

The pond is in good general condition. The storm pipe that showed signs of settlement has not gotten any worse, so it is recommend that the depressional area be backfilled and the area monitored for any signs of continued settlement.

### **Parkview North Ponds**

The ponds are in good general condition. There is a storm pipe on the west side of

### **Parkview Pointe Pond**

The pond is in good general condition. There is a storm pipe along the west side of 5984 Parkview Point Drive that may be leaking causing settlement. This is located approximately eight feet from the end of the pipe where it enters the pond. It is recommended to fill the depressional area and monitor to see if the problem returns.

### **Somerset Ponds 1 & 2**

In general, the ponds are in good condition. There is evidence of sedimentation occurring where the pipes enter the pond. Suggest implementing a plan for maintenance and removal of the sedimentation every seven to ten years.

### **Lake Ridge Village Area 1 Pond**

The pond and structures are in good general condition.

The large MES outfall from the neighborhood into the westernmost point of the pond that was noted on last year's report has not yet been repaired by the County. Cattails are growing along the northeast end of the pond. These should be sprayed so that they do not get overgrown and out of control.

The pond outfall control structure skimmer is broken and in need of repair. Sthern Environmental has coordinated with the District Director and they will be repairing the skimmer. In addition to the skimmer needing repair, there is a buildup of sedimentation in the area if front of the structure that should be removed in the future.

### **Waterview Area 2 Ponds**

The pond and structures are in good condition.

There is sedimentation buildup at the pipe outfalls from the neighborhoods into the pond that will need to be removed in the future.

### **Briarwood Townhomes Pond**

The pond and structures are in good condition. The pond had its NPDES inspection performed on January 28, 2018.

### **Windsor Walk Ponds**

The easternmost pond has sedimentation occurring again. The west pond has a proliferation of lily pads that need to be sprayed/removed. The center pond is in good condition.

Should there be any questions regarding the inspection or if more information is needed on any of the items noted, please let us know and we will provide this information.

VALENCIA WATER CONTROL DISTRICT  
 WATER QUALITY SAMPLING RESULTS  
 N. SHINGLE CREEK @ THE BEACH LINE

Parameter	Units	MDL	18-Jan-17	15-Feb-17	15-Mar-17	21-Apr-17	22-May-17	16-Jun-17	28-Jul-17	25-Aug-17	14-Sep-17	15-Oct-17	10-Nov-17	15-Dec-17	AVG	MAX
Organic Nitrogen			0.768	0.503	0.544	0.329	0.777	1.00	0.475	1.05	0.648	0.276	0.822	0.552	0.649	1.05
Total Nitrogen (as N)			0.877	0.532	0.544	0.624	0.777	1.05	0.644	1.15	0.633	0.304	0.822	0.552	0.7874	1.15
NO3-N (as N)	mg/L	0.0200	0.111	0.0255	0.02	0.0653	0.02	0.0473	0.0962	0.0962	0.02	0.0223	0.0223	0.02	0.0587	0.20
Nitrite (as N)	mg/L	0.0200	0.002	0.0254	0.01	0.0344	0.0134	0.0537	0.0795	0.0795	0.02	0.02	0.02	0.02	0.0522	0.20
Ammonia (as N)	mg/L	0.0200	0.002	0.02	0.02	0.02	0.02	0.02	0.02	0.02	0.02	0.02	0.02	0.02	0.035	0.20
Total Chloride	mg/L	5.00	5.00	5.00	5.00	5.00	5.00	5.00	5.00	5.00	5.00	5.00	5.00	5.00	5.00	5.00
Total Solids	%wt	0.006250	0.0255	0.0248	0.0352	0.0416	0.0416	0.0416	0.0416	0.0416	0.0416	0.0416	0.0416	0.0416	0.0416	0.0416
TSS	mg/L	1.00	1.38	1.38	1.38	1.38	1.38	1.38	1.38	1.38	1.38	1.38	1.38	1.38	1.38	1.38
Field pH (units)			7.86	7.75	7.25	7.32	7.32	7.2	7.7	7.32	7.05	7.09	7.32	7.55	7.48	7.86
Field Conductivity	umhos/cm		258	231	308	356	426	236	204	259	163	215	266	344	279	426
Field Temp. (C)	oC		20.1	20.7	16.5	22.6	26.9	24.3	27.9	26.3	25.6	24.3	26.3	16.1	24.3	27.9
Field DO	mg/L		4.38	5.78	5.77	6.03	5.49	5.32	4.09	4.09	4.05	4.48	5.02	4.39	4.55	6.40
Field Turbidity	NTU		0.11	0.11	0.11	0.11	0.11	0.11	0.11	0.11	0.11	0.11	0.11	0.11	0.11	0.11
Chloride (as Cl)	mg/L	1.00	1.00	1.00	1.00	1.00	1.00	1.00	1.00	1.00	1.00	1.00	1.00	1.00	1.00	1.00
Aluminum	mg/L	0.0100	0.0698	0.148	0.133	0.0592	0.0592	0.142	0.0697	0.0697	0.0697	0.0697	0.0697	0.0697	0.0697	0.0697
Antimony	mg/L	0.00200	0.002	0.002	0.002	0.002	0.002	0.002	0.002	0.002	0.002	0.002	0.002	0.002	0.002	0.002
Arsenic	mg/L	0.0100	0.001	0.001	0.001	0.001	0.001	0.001	0.001	0.001	0.001	0.001	0.001	0.001	0.001	0.001
Barium	mg/L	0.00200	0.0156	0.0142	0.0183	0.0179	0.0184	0.0149	0.0146	0.0207	0.0166	0.0088	0.0082	0.0177	0.0155	0.0207
Beryllium	mg/L	0.000500	0.0005	0.0005	0.0005	0.0005	0.0005	0.0005	0.0005	0.0005	0.0005	0.0005	0.0005	0.0005	0.0005	0.0005
Boron	mg/L	0.00200	0.002	0.002	0.002	0.002	0.002	0.002	0.002	0.002	0.002	0.002	0.002	0.002	0.002	0.002
Cadmium	mg/L	0.000200	0.0002	0.0002	0.0002	0.0002	0.0002	0.0002	0.0002	0.0002	0.0002	0.0002	0.0002	0.0002	0.0002	0.0002
Chromium	mg/L	0.0100	0.001	0.001	0.001	0.001	0.001	0.001	0.001	0.001	0.001	0.001	0.001	0.001	0.001	0.001
Cobalt	mg/L	0.0100	0.001	0.001	0.001	0.001	0.001	0.001	0.001	0.001	0.001	0.001	0.001	0.001	0.001	0.001
Copper	mg/L	0.0100	0.001	0.001	0.001	0.001	0.001	0.001	0.001	0.001	0.001	0.001	0.001	0.001	0.001	0.001
Cyanide	mg/L	0.00100	0.001	0.001	0.001	0.001	0.001	0.001	0.001	0.001	0.001	0.001	0.001	0.001	0.001	0.001
Lead	mg/L	0.0100	0.001	0.001	0.001	0.001	0.001	0.001	0.001	0.001	0.001	0.001	0.001	0.001	0.001	0.001
Magnesium	mg/L	0.00100	0.0027	0.0027	0.0021	0.0021	0.0021	0.0021	0.0021	0.0021	0.0021	0.0021	0.0021	0.0021	0.0021	0.0021
Nickel	mg/L	0.00100	0.001	0.001	0.001	0.001	0.001	0.001	0.001	0.001	0.001	0.001	0.001	0.001	0.001	0.001
Selenium	mg/L	0.00200	0.002	0.002	0.002	0.002	0.002	0.002	0.002	0.002	0.002	0.002	0.002	0.002	0.002	0.002
Silver	mg/L	0.000500	0.0005	0.0005	0.0005	0.0005	0.0005	0.0005	0.0005	0.0005	0.0005	0.0005	0.0005	0.0005	0.0005	0.0005
Sulfate	mg/L	0.0100	0.001	0.001	0.001	0.001	0.001	0.001	0.001	0.001	0.001	0.001	0.001	0.001	0.001	0.001
Titanium	mg/L	0.0100	0.001	0.001	0.001	0.001	0.001	0.001	0.001	0.001	0.001	0.001	0.001	0.001	0.001	0.001
Vanadium	mg/L	0.0100	0.001	0.001	0.001	0.001	0.001	0.001	0.001	0.001	0.001	0.001	0.001	0.001	0.001	0.001
Zinc	mg/L	0.0100	0.001	0.001	0.001	0.001	0.001	0.001	0.001	0.001	0.001	0.001	0.001	0.001	0.001	0.001
Total Alkalinity (as CaCO3)	mg/L	1.00	90.4	90.1	98.4	108	124	60.6	88.4	79.8	49	82.3	83.1	72.4	82.3	124
Calcium	mg/L	0.100	34.8	34.7	33.9	34.9	42.8	27.2	22.1	35.1	17.8	25.6	30.2	35.2	31.2	42.8
Iron	mg/L	0.0100	0.226	0.3	0.197	0.225	0.21	0.67	0.545	0.634	0.514	0.839	0.418	0.242	0.410	0.87
Manganese	mg/L	0.0100	4.44	4.75	4.75	5.84	7.27	3.11	2.42	3.95	2.64	2.82	3.7	4.55	4.14	7.27
Nitrogen	mg/L	0.0100	0.0117	0.0188	0.0113	0.0161	0.0161	0.0376	0.0284	0.0347	0.0289	0.0267	0.0446	0.01	0.0226	0.0376
Selenium	mg/L	0.0100	0.002	0.002	0.002	0.002	0.002	0.002	0.002	0.002	0.002	0.002	0.002	0.002	0.002	0.002
Sulfate	mg/L	0.100	17.3	18.3	17.3	22.8	25.8	12.2	10.5	15.4	7.8	11.4	12.9	14.8	11.8	22.8
Total Hardness (as CaCO3)	mg/L	0.100	84.6	85.6	93.8	100	123	72.8	85.1	93.5	47.5	63	80.7	86	86.3	123
TDS	mg/L	2.50	160	160	206	262	286	180	150	170	110	140	140	230	274	470
Orthophosphate (as P)	mg/L	0.0200	0.0213	0.0209	0.0232	0.0231	0.0232	0.3	0.024	0.0401	0.025	0.035	0.1	0.025	0.023	0.0401
BOD5 (mg/L)	mg/L	2.00	2	2	2	2	2	2	2	2	2	2	2	2	2	2
Ammonia (as N)	mg/L	0.0100	0.01	0.01	0.01	0.01	0.01	0.01	0.01	0.01	0.01	0.01	0.01	0.01	0.01	0.01
Chloride (as Cl)	mg/L	0.200	0.168	0.328	0.344	0.358	0.377	0.344	0.498	0.498	0.498	0.498	0.498	0.498	0.498	0.498
Total Phosphate (as P)	mg/L	0.0200	0.0407	0.0407	0.0431	0.0431	0.0431	0.0431	0.0431	0.0431	0.0431	0.0431	0.0431	0.0431	0.0431	0.0431
Total Phosphate (as P) Disclosed	mg/L	0.01200	0.0439	0.0432	0.042	0.042	0.042	0.042	0.042	0.042	0.042	0.042	0.042	0.042	0.042	0.042
Sulfate	mg/L	5.00	10.5	11.3	19.4	20.7	17.4	16.3	5	17.4	27.1	26.2	31.8	31.8	22.2	53.0

UNDER DETECTABLE LIMIT  
 \* PARAMETER MONITORED BY NPDES

VALENCIA WATER CONTROL DISTRICT  
 WATER QUALITY SAMPLING RESULTS  
 S. SHINGLE CREEK AT THE BEACHLINE

Parameter	Units	MDL	18-Jan-17	15-Feb-17	15-Mar-17	21-Apr-17	22-May-17	16-Jun-17	28-Jul-17	25-Aug-17	14-Sep-17	15-Oct-17	18-Nov-17	15-Dec-17	AVG	MAX
Organic Nitrogen	mg/L	0.001	0.580	0.647	0.403	0.730	0.728	0.483	0.702	0.702	0.892	0.322	0.708	0.830	0.638	0.882
Total Nitrogen (as N)	mg/L	0.001	0.645	0.680	0.706	0.750	0.822	0.561	0.872	0.872	1.090	0.460	0.708	0.830	0.762	1.000
NO3-N (as N)	mg/L	0.000	0.000	0.000	0.000	0.000	0.000	0.000	0.000	0.000	0.000	0.000	0.000	0.000	0.000	0.000
Nitrate (as N)	mg/L	0.000	0.000	0.000	0.000	0.000	0.000	0.000	0.000	0.000	0.000	0.000	0.000	0.000	0.000	0.000
Ammonia (as N)	mg/L	0.000	0.000	0.000	0.000	0.000	0.000	0.000	0.000	0.000	0.000	0.000	0.000	0.000	0.000	0.000
Ammonia-N	mg/L	0.000	0.000	0.000	0.000	0.000	0.000	0.000	0.000	0.000	0.000	0.000	0.000	0.000	0.000	0.000
Total Solids	mg/L	0.000	20.00	20.00	40.00	40.00	50.00	50.00	50.00	50.00	50.00	50.00	50.00	50.00	50.00	50.00
Total Solids	mg/L	0.000	20.00	20.00	40.00	40.00	50.00	50.00	50.00	50.00	50.00	50.00	50.00	50.00	50.00	50.00
TSS	mg/L	1.00	0.000	0.000	0.000	0.000	0.000	0.000	0.000	0.000	0.000	0.000	0.000	0.000	0.000	0.000
Field pH (Units)	PH	1.00	7.800	7.800	7.800	7.800	7.800	7.800	7.800	7.800	7.800	7.800	7.800	7.800	7.800	7.800
Field Conductivity	umhos/cm	1.00	240.000	275.000	299.000	319.000	329.000	329.000	329.000	329.000	329.000	329.000	329.000	329.000	329.000	329.000
Field Temp. (C)	°C	1.00	20.500	21.000	21.500	21.500	21.500	21.500	21.500	21.500	21.500	21.500	21.500	21.500	21.500	21.500
Field DO	mg/L	1.00	4.410	4.410	4.410	4.410	4.410	4.410	4.410	4.410	4.410	4.410	4.410	4.410	4.410	4.410
Field Turbidity	NTU	1.00	0.000	0.000	0.000	0.000	0.000	0.000	0.000	0.000	0.000	0.000	0.000	0.000	0.000	0.000
Chlorine Residual	mg/L	0.000	0.000	0.000	0.000	0.000	0.000	0.000	0.000	0.000	0.000	0.000	0.000	0.000	0.000	0.000
Aluminum	mg/L	0.010	0.000	0.000	0.000	0.000	0.000	0.000	0.000	0.000	0.000	0.000	0.000	0.000	0.000	0.000
Ammonia (as N)	mg/L	0.000	0.000	0.000	0.000	0.000	0.000	0.000	0.000	0.000	0.000	0.000	0.000	0.000	0.000	0.000
Ammonia (as N)	mg/L	0.000	0.000	0.000	0.000	0.000	0.000	0.000	0.000	0.000	0.000	0.000	0.000	0.000	0.000	0.000
Asenic	mg/L	0.000	0.000	0.000	0.000	0.000	0.000	0.000	0.000	0.000	0.000	0.000	0.000	0.000	0.000	0.000
Barium	mg/L	0.000	0.000	0.000	0.000	0.000	0.000	0.000	0.000	0.000	0.000	0.000	0.000	0.000	0.000	0.000
Beryllium	mg/L	0.000	0.000	0.000	0.000	0.000	0.000	0.000	0.000	0.000	0.000	0.000	0.000	0.000	0.000	0.000
Boron	mg/L	0.000	0.000	0.000	0.000	0.000	0.000	0.000	0.000	0.000	0.000	0.000	0.000	0.000	0.000	0.000
Bromine	mg/L	0.000	0.000	0.000	0.000	0.000	0.000	0.000	0.000	0.000	0.000	0.000	0.000	0.000	0.000	0.000
Chromium	mg/L	0.000	0.000	0.000	0.000	0.000	0.000	0.000	0.000	0.000	0.000	0.000	0.000	0.000	0.000	0.000
Copper	mg/L	0.000	0.000	0.000	0.000	0.000	0.000	0.000	0.000	0.000	0.000	0.000	0.000	0.000	0.000	0.000
Lead	mg/L	0.000	0.000	0.000	0.000	0.000	0.000	0.000	0.000	0.000	0.000	0.000	0.000	0.000	0.000	0.000
Manganese	mg/L	0.000	0.000	0.000	0.000	0.000	0.000	0.000	0.000	0.000	0.000	0.000	0.000	0.000	0.000	0.000
Nickel	mg/L	0.000	0.000	0.000	0.000	0.000	0.000	0.000	0.000	0.000	0.000	0.000	0.000	0.000	0.000	0.000
Selenium	mg/L	0.000	0.000	0.000	0.000	0.000	0.000	0.000	0.000	0.000	0.000	0.000	0.000	0.000	0.000	0.000
Silver	mg/L	0.000	0.000	0.000	0.000	0.000	0.000	0.000	0.000	0.000	0.000	0.000	0.000	0.000	0.000	0.000
Thallium	mg/L	0.000	0.000	0.000	0.000	0.000	0.000	0.000	0.000	0.000	0.000	0.000	0.000	0.000	0.000	0.000
Vanadium	mg/L	0.000	0.000	0.000	0.000	0.000	0.000	0.000	0.000	0.000	0.000	0.000	0.000	0.000	0.000	0.000
Zinc	mg/L	0.000	0.000	0.000	0.000	0.000	0.000	0.000	0.000	0.000	0.000	0.000	0.000	0.000	0.000	0.000
Total Alkalinity: CaCO3	mg/L	1.00	85.00	85.00	85.00	85.00	85.00	85.00	85.00	85.00	85.00	85.00	85.00	85.00	85.00	85.00
Calcium	mg/L	1.00	131.800	131.800	131.800	131.800	131.800	131.800	131.800	131.800	131.800	131.800	131.800	131.800	131.800	131.800
Iron	mg/L	0.010	0.000	0.000	0.000	0.000	0.000	0.000	0.000	0.000	0.000	0.000	0.000	0.000	0.000	0.000
Magnesium	mg/L	0.010	0.000	0.000	0.000	0.000	0.000	0.000	0.000	0.000	0.000	0.000	0.000	0.000	0.000	0.000
Manganese	mg/L	0.000	0.000	0.000	0.000	0.000	0.000	0.000	0.000	0.000	0.000	0.000	0.000	0.000	0.000	0.000
Potassium	mg/L	0.000	0.000	0.000	0.000	0.000	0.000	0.000	0.000	0.000	0.000	0.000	0.000	0.000	0.000	0.000
Sodium	mg/L	0.000	0.000	0.000	0.000	0.000	0.000	0.000	0.000	0.000	0.000	0.000	0.000	0.000	0.000	0.000
Sulfur	mg/L	0.000	0.000	0.000	0.000	0.000	0.000	0.000	0.000	0.000	0.000	0.000	0.000	0.000	0.000	0.000
Total Hardness (as CaCO3)	mg/L	1.00	82.000	84.000	84.000	84.000	84.000	84.000	84.000	84.000	84.000	84.000	84.000	84.000	84.000	84.000
TDS	mg/L	2.50	180.000	250.000	292.000	388.000	410.000	410.000	410.000	410.000	410.000	410.000	410.000	410.000	410.000	410.000
Orthophosphate (P)	mg/L	0.000	0.000	0.000	0.000	0.000	0.000	0.000	0.000	0.000	0.000	0.000	0.000	0.000	0.000	0.000
BO5/day	mg/L	2.00	2.00	2.00	2.00	2.00	2.00	2.00	2.00	2.00	2.00	2.00	2.00	2.00	2.00	2.00
ORP (as N)	mg/L	0.000	0.000	0.000	0.000	0.000	0.000	0.000	0.000	0.000	0.000	0.000	0.000	0.000	0.000	0.000
Total Phosphorus (as P)	mg/L	0.000	0.000	0.000	0.000	0.000	0.000	0.000	0.000	0.000	0.000	0.000	0.000	0.000	0.000	0.000
Total Phosphorus (as P) Dissolved	mg/L	0.000	0.000	0.000	0.000	0.000	0.000	0.000	0.000	0.000	0.000	0.000	0.000	0.000	0.000	0.000
Sulfate	mg/L	5.00	17.20	18.50	11.60	16.00	17.40	17.10	17.10	17.10	17.10	17.10	17.10	17.10	17.10	17.10

UNDER DETECTABLE LIMIT  
 \* PARAMETER MONITORED BY APDES

VALENCIA WATER CONTROL DISTRICT  
WATER QUALITY SAMPLING RESULTS  
C-3 CANAL

Parameter	Units	MDL	18-Jan-17	15-Feb-17	15-Mar-17	21-Apr-17	22-May-17	15-Jun-17	28-Jul-17	25-Aug-17	14-Sep-17	15-Oct-17	18-Nov-17	15-Dec-17	AVG	MAX
Organic Nitrogen			1.050	0.685	0.693	0.494	1.050	0.792	0.497	0.842	1.180	0.863	1.110	0.814	0.769	1.160
Total Nitrogen(as N)	mg/L	0.0200	1.270	0.850	0.785	0.722	1.060	1.060	0.569	0.929	1.620	1.130	1.110	0.900	1.020	1.820
Nitrate Nitrogen	mg/L	0.0100	0.225	0.155	0.092	0.071	0.103	0.086	0.062	0.071	0.490	0.034	0.020	0.200	0.186	0.490
Nitrite Nitrogen	mg/L	0.0200	0.142	0.085	0.039	0.020	0.045	0.068	0.049	0.036	0.021	0.010	0.030	0.200	0.114	0.449
Chloride	mg/L	0.0200	0.030	0.030	0.030	0.030	0.030	0.030	0.030	0.030	0.030	0.030	0.030	0.030	0.030	0.030
Fecal Coliform	mpn/100ml	1.00	12.0	6.0	17.0	5.0	13.0	10.0	5.0	5.0	5.0	5.0	5.0	5.0	5.0	5.0
Total Solids	%wt	0.00050	0.035	0.048	0.058	0.058	0.069	0.064	0.021	0.037	0.033	0.021	0.041	0.053	0.049	0.059
TSS	mg/L	1.00	4.67	5.75	3.60	2.43	2.00	2.83	2.75	2.71	5.87	3.83	9.25	2.88	4.63	1.25
Field pH (units)	PH	0.0100	7.650	7.600	7.460	7.930	8.080	7.970	7.500	7.220	6.950	7.050	7.190	7.360	7.463	6.650
Field Conductivity	umhos/cm	0.100	408	552	558	520	648	352	330	320	520	387	530	612	522	848
Field Temp. (C)	°C	0.100	21.300	21.800	21.600	25.800	20.000	27.000	21.000	26.400	28.400	27.500	23.200	18.500	26.475	31.000
Field DO	mg/L	0.100	5.100	5.200	5.900	5.200	5.100	4.800	5.300	5.400	4.900	4.700	4.900	4.970	5.764	4.200
Field Turbidity	NTU	0.100	5.300	0.860	0.108	0.108	0.108	0.108	0.108	0.108	0.108	0.108	0.108	0.108	0.108	0.108
Field Turb. #	mg/L	0.100	0.100	0.100	0.100	0.100	0.100	0.100	0.100	0.100	0.100	0.100	0.100	0.100	0.100	0.100
Aluminum	mg/L	0.0100	0.190	0.190	0.190	0.190	0.190	0.190	0.190	0.190	0.190	0.190	0.190	0.190	0.190	0.190
Ammonia	mg/L	0.00200	0.020	0.020	0.020	0.020	0.020	0.020	0.020	0.020	0.020	0.020	0.020	0.020	0.020	0.020
Antimony	mg/L	0.00100	0.001	0.001	0.001	0.001	0.001	0.001	0.001	0.001	0.001	0.001	0.001	0.001	0.001	0.001
Barium	mg/L	0.00200	0.020	0.020	0.020	0.020	0.020	0.020	0.020	0.020	0.020	0.020	0.020	0.020	0.020	0.020
Beryllium	mg/L	0.000500	0.0005	0.0005	0.0005	0.0005	0.0005	0.0005	0.0005	0.0005	0.0005	0.0005	0.0005	0.0005	0.0005	0.0005
Boron	mg/L	0.0100	0.0788	0.0783	0.0668	0.0896	0.0871	0.0630	0.0845	0.0851	0.0812	0.0622	0.0602	0.0551	0.0556	0.0871
Cadmium	mg/L	0.000200	0.0002	0.0002	0.0002	0.0002	0.0002	0.0002	0.0002	0.0002	0.0002	0.0002	0.0002	0.0002	0.0002	0.0002
Cobalt	mg/L	0.00100	0.001	0.001	0.001	0.001	0.001	0.001	0.001	0.001	0.001	0.001	0.001	0.001	0.001	0.001
Copper	mg/L	0.00100	0.003	0.002	0.002	0.003	0.003	0.004	0.004	0.004	0.004	0.004	0.004	0.004	0.004	0.004
Lead	mg/L	0.00100	0.001	0.001	0.001	0.001	0.001	0.001	0.001	0.001	0.001	0.001	0.001	0.001	0.001	0.001
Manganese	mg/L (as Mn)	0.00100	0.001	0.001	0.001	0.001	0.001	0.001	0.001	0.001	0.001	0.001	0.001	0.001	0.001	0.001
Nickel	mg/L	0.00050	0.0005	0.0005	0.0005	0.0005	0.0005	0.0005	0.0005	0.0005	0.0005	0.0005	0.0005	0.0005	0.0005	0.0005
Selenium	mg/L	0.000500	0.0005	0.0005	0.0005	0.0005	0.0005	0.0005	0.0005	0.0005	0.0005	0.0005	0.0005	0.0005	0.0005	0.0005
Silver	mg/L	0.000500	0.0005	0.0005	0.0005	0.0005	0.0005	0.0005	0.0005	0.0005	0.0005	0.0005	0.0005	0.0005	0.0005	0.0005
Sulfate	mg/L	0.00500	0.050	0.050	0.050	0.050	0.050	0.050	0.050	0.050	0.050	0.050	0.050	0.050	0.050	0.050
Thiophenol	mg/L	0.00100	0.001	0.001	0.001	0.001	0.001	0.001	0.001	0.001	0.001	0.001	0.001	0.001	0.001	0.001
Vanadium	mg/L	0.00100	0.001	0.001	0.001	0.001	0.001	0.001	0.001	0.001	0.001	0.001	0.001	0.001	0.001	0.001
Zinc	mg/L	0.0100	0.010	0.010	0.010	0.010	0.010	0.010	0.010	0.010	0.010	0.010	0.010	0.010	0.010	0.010
Total Alkalinity/Calc3	mg/L	1.00	78.50	89.00	103.00	46.30	98.60	65.30	65.20	76.50	51.50	60.60	1.00	60.00	70.07	103.00
Calcium	mg/L	0.100	37.40	42.80	46.30	44.20	28.20	28.20	27.00	42.30	22.70	29.50	36.00	39.40	36.26	46.30
Iron	mg/L	0.0100	0.23	0.43	0.41	0.15	0.17	0.47	0.44	0.47	0.35	0.35	0.46	0.27	0.38	0.61
Magnesium	mg/L	0.0100	6.38	8.37	7.18	11.20	11.60	4.15	3.71	7.22	1.02	0.01	6.46	5.98	6.83	11.60
Manganese	mg/L	0.0100	0.01	0.01	0.01	0.01	0.01	0.01	0.01	0.01	0.01	0.01	0.01	0.01	0.01	0.01
Nitrate Nitrogen	mg/L	0.0100	0.01	0.01	0.01	0.01	0.01	0.01	0.01	0.01	0.01	0.01	0.01	0.01	0.01	0.01
Sulfate	mg/L	0.0100	0.01	0.01	0.01	0.01	0.01	0.01	0.01	0.01	0.01	0.01	0.01	0.01	0.01	0.01
Sodium	mg/L	0.100	43.50	62.00	52.50	86.00	93.10	26.90	23.10	53.50	33.50	25.40	121.00	114.00	108.00	146.00
Total Hardness (as CaCO3)	mg/L	0.100	103	127	110	146	142	79	83	122	69	81	114	108	116	146
TDS	mg/L	2.50	262	376	368	450	468	284	236	688	214	512	669	582	424	588
Orthophosphate (P)	mg/L	0.00200	0.0020	0.0020	0.0020	0.0020	0.0020	0.0020	0.0020	0.0020	0.0020	0.0020	0.0020	0.0020	0.0020	0.0020
BOD5 (mg/L)	mg/L	2.00	2.05	2.00	2.28	2.00	2.00	3.01	2.00	2.00	2.78	2.00	2.00	2.00	2.18	3.01
Ammonia (as N)	mg/L	0.0100	0.010	0.010	0.010	0.010	0.010	0.010	0.010	0.010	0.010	0.010	0.010	0.010	0.010	0.010
Iron (as Fe)	mg/L	0.050	0.050	0.050	0.050	0.050	0.050	0.050	0.050	0.050	0.050	0.050	0.050	0.050	0.050	0.050
Total Phosphate (as P)	mg/L	0.00200	0.0020	0.0020	0.0020	0.0020	0.0020	0.0020	0.0020	0.0020	0.0020	0.0020	0.0020	0.0020	0.0020	0.0020
Total Phosphate (as P) Dissolved	mg/L	0.00200	0.0020	0.0020	0.0020	0.0020	0.0020	0.0020	0.0020	0.0020	0.0020	0.0020	0.0020	0.0020	0.0020	0.0020
Sulfate	mg/L	0.00200	0.0020	0.0020	0.0020	0.0020	0.0020	0.0020	0.0020	0.0020	0.0020	0.0020	0.0020	0.0020	0.0020	0.0020

UNDER DETECTABLE LIMIT  
\* PARAMETER MONITORED BY NPDES

ANNUAL BOARD OF  
SUPERVISORS MEETING

# AGENDA

## AGENDA

### 2018 ANNUAL MEETING OF THE BOARD OF SUPERVISORS OF VALENCIA WATER CONTROL DISTRICT

JUNE 12, 2018

**Item:**

1. Call meeting to order
2. Administer Oath of Office to Newly Elected Supervisor
3. Election of President of Board of Supervisors
4. Appoint District Attorney (Presently Stephen F. Broome)
5. Appoint District Engineer (Presently David E. Mahler)
6. Appoint District Treasurer & Director (Presently George S. Flint)
7. Appoint District Deputy Treasurer (Presently James A. Gerard)
8. Appoint District Secretary (Presently Stephen F. Broome)
9. Appoint District Deputy Secretaries (Presently William Ingle, Ed Neal, Gregory Bales and Debra Donton)
10. Approval of May 8, 2018 Minutes
11. General Fund Financial Reports
12. Engineer's Report
13. Attorney's Report
14. Director's Report
15. Other Business
16. Adjournment

# SECTION X

**MINUTES OF THE MONTHLY MEETING  
OF THE BOARD OF SUPERVISORS  
OF VALENCIA WATER CONTROL DISTRICT**

**May 8, 2018**

The monthly meeting of the Board of Supervisors of **VALENCIA WATER CONTROL DISTRICT** was held at 1:00 P.M. on Tuesday, May 8, 2018, in the Lake Ridge Village Clubhouse, Williamsburg Subdivision in Orlando, Florida. Present were Supervisors James Gerard, Greg Bales, Ed Neal and Debra Donton. Also in attendance were the following: Stephen F. Broome, District Attorney; George Flint, District Director; David Mahler, District Engineer; Stacie Vanderbilt, District Administrative Assistant; Teresa Viscarra, District Accounts Payable; and Donna Finklestein, Lake Ridge Resident.

**ITEM #1** **Call Meeting to Order**

Mr. Flint called the meeting to order at 1:00 PM.

**ITEM #2** **Approval of April 10, 2018 Minutes**

Mr. Flint stated the next item was the minutes from the April 10, 2018 monthly meeting. He asked if there were any corrections, deletions or additions. There being none,

On MOTION by Mr. Gerard seconded and carried, with all in favor the minutes of the April 10, 2018 Monthly Meeting of the Board of Supervisors were approved.
--

**ITEM #3** **General Fund Financial Reports**

Mr. Flint stated that the financials were included in the agenda and asked if there were any questions.

Mr. Neal asked if the budget amounts were prorated through the period listed.

Ms. Viscarra stated that they were.

Mr. Neal stated that some of the account lines appeared low.

Mr. Flint stated that it was mainly due to timing since the mowing just began last week.

The District's financial reports for the period ending 4/30/18 were accepted as distributed.

**ITEM #4**

**Engineer's Report**

Mr. Mahler reported that there were still washouts being worked on and that the hotel that was currently under construction encountered some issues that he was working with them on. He stated that he was working on the annual report that would detail which projects were on the horizon. He stated that canal maintenance was needed in several areas and that he had worked with Bill Tew and Dan Brown to come up with a priority list. He stated that the C-4 outfall control structures are rusting because they are corrugated metal and the C-9 weir at Gifford Boulevard has a hollow spot under the structure. He stated that there was a special foam that could be used to fill hollow spots that is both effective and less expensive than solid material. Discussion ensued. He stated that necessary increases were made to the budget in order to work on those items. He stated that there were no pending permits at this time.

**ITEM #5**

**Attorney's Report**

There being none, next item followed.

**ITEM #6**

**Budget for Fiscal Year 2018-2019, Proof of Publication and Tax Levy Resolution**

Mr. Flint stated that a revised budget had been handed out prior to the meeting. He explained the line items that had changed due to Bill Tew's resignation and noted that the Canal Maintenance line item was increased to accommodate the maintenance projects and the Capital Reserves for any emergency repairs. He stated that the per unit amount had changed from the version in the agenda due to receiving the tax roll from Orange County and that the number of units reduced from last year.

Mr. Gerard asked why units decrease.

Mr. Flint stated that there could be a number of factors but most likely because of change in structure and/or combining of lots.

Mr. Flint stated the proof of publication of the notice of the budget was included in the agenda package and the tax levy resolution reflected the proposed levy of \$61.52 per year which is approximately \$7 higher than last year.

On MOTION by Mr. Gerard seconded and carried, with all in favor the Fiscal Year 2018-2019 Budget and Tax Levy Resolution were adopted.

**ITEM #7** **Director’s Report**

**A. Consideration of Amendment to Management Agreement with GMS-CF, LLC**

Mr. Flint stated that there had been an increase in calls to his office since Bill Tew’s retirement. He stated that he met with a few residents on their issues and had Dan and Dave look into some of them as well since he is still acclimating. He stated that this agreement was amending the Management Agreement to include the District Director services.

Mr. Broome stated that the agreement looked good and was a savings to the District.

On MOTION by Mr. Neal seconded and carried, with all in favor the First Amendment to the Management Agreement with GMS-CF, LLC was approved.

**ITEM #8** **Other Business**

**A. Discussion of Request from Windmill Point Village Resident**

Mr. Flint stated that the letter from the resident was received prior to the April meeting and was placed on this agenda for Board discussion.

Mr. Gerard stated that it was a liability issue to have people in the ponds and that special privileges could not be given.

Discussion ensued.

*Board consensus to deny the resident’s request and have Director send a letter to the resident with a copy to the Board.*

Mr. Neal asked when the annual structure report would be available.

Mr. Mahler stated that it would be presented next month.

May 8, 2018

Valencia Water Control District

**ITEM #9**

**Adjournment**

The meeting adjourned at 1:35 P.M.

---

Stephen F. Broome, Secretary

---

James A. Gerard

---

William Von Ingle

---

Ed Neal

---

Greg Bales

---

Debra Donton

# SECTION XI

**Valencia Water Control District**  
**Balance Sheet**  
 As of May 31, 2018

	May 31, 18
<b>ASSETS</b>	
<b>Current Assets</b>	
<b>Checking/Savings</b>	
101200 · SunTrust Bank - Checking	319,999.87
101210 · Suntrust-Money Market Account	100,404.28
101400 · Cash - Reserves	150,745.16
101500 · Cash - Operating	50,248.37
102000 · Cash on hand	100.00
<b>Total Checking/Savings</b>	621,497.68
<b>Total Current Assets</b>	621,497.68
<b>Fixed Assets</b>	
164000 · Land	700,120.00
164190 · Structures	656,605.00
164290 · Canals	2,888,690.00
164590 · Ponds	1,245,537.00
168190 · Equipment & Office furniture	12,767.28
199000 · Accumulated Depreciation	-4,741,594.98
<b>Total Fixed Assets</b>	762,124.30
<b>TOTAL ASSETS</b>	<b>1,383,621.98</b>
<b>LIABILITIES &amp; EQUITY</b>	
<b>Liabilities</b>	
<b>Current Liabilities</b>	
<b>Accounts Payable</b>	
202001 · Accounts payable	-1,051.68
<b>Total Accounts Payable</b>	-1,051.68
<b>Other Current Liabilities</b>	
217300 · FUTA/SUTA payable	27.00
<b>Total Other Current Liabilities</b>	27.00
<b>Total Current Liabilities</b>	-1,024.68
<b>Total Liabilities</b>	-1,024.68
<b>Equity</b>	
271000 · Fund balance-unreserved	260,981.08
271020 · Fund balance-unreserved-002	4,900.00
271100 · Fund Balance -Reserved	
271130 · Canals & Pond Maintenance	18,356.42
<b>Total 271100 · Fund Balance -Reserved</b>	18,356.42
280100 · Net Assets Capitalized	866,157.39
Net income	234,251.77
<b>Total Equity</b>	1,384,646.66
<b>TOTAL LIABILITIES &amp; EQUITY</b>	<b>1,383,621.98</b>

**Valencia Water Control District**  
**Profit & Loss Budget vs. Actual**  
 October 2017 through May 2018

	Oct '17 - May 18	Budget	\$ Over Budget
<b>Ordinary Income/Expense</b>			
<b>Income</b>			
319100 · Drainage tax assessment	481,208.32	438,788.40	42,417.92
381001 · Interest earnings - GF	1,079.45	0.00	1,079.45
<b>Total Income</b>	<b>482,285.77</b>	<b>438,788.40</b>	<b>43,497.37</b>
<b>Gross Profit</b>	<b>482,285.77</b>	<b>438,788.40</b>	<b>43,497.37</b>
<b>Expense</b>			
511200 · Supervisor Compensation	1,250.00	1,750.00	-500.00
512000 · Employee Salaries	27,000.00	36,000.00	-9,000.00
521000 · FICA taxes	2,066.50	2,766.64	-701.14
524000 · Workers' compensation	500.00	600.00	-100.00
525000 · Futa/Suta Unemployment Tx	27.00	212.68	-185.68
531100 · Management Fees	22,733.36	21,333.36	1,400.00
531200 · Engineering services	14,700.00	16,800.00	-2,100.00
531300 · Legal services	8,000.00	8,000.00	0.00
531600 · Website Creation/Maintenance	400.00	400.00	0.00
531700 · Report Preparation - NPDES	19,065.30	9,666.68	9,398.62
532200 · Auditing	0.00	5,000.00	-5,000.00
534100 · Aquatic weed control	14,875.00	20,000.00	-5,125.00
534200 · Canal & retention pond	65,292.84	108,666.68	-41,373.84
534300 · Mowing	20,788.32	60,000.00	-39,211.68
534400 · Water quality monitoring	11,518.50	13,333.36	-1,814.86
534500 · Janitorial	917.00	1,333.36	-416.36
540000 · Travel & per diem	108.07	133.36	-25.29
541100 · Freight	0.00	133.36	-133.36
541200 · Postage	151.89	333.36	-181.47
541500 · Internet	968.35	1,000.00	-31.65
543000 · Utility services	161.62	666.68	-505.06
544000 · Office Lease	8,413.44	8,440.00	-26.56
544300 · Meeting Room Rental	300.00	350.00	-50.00
545000 · Insurance	11,500.00	12,650.00	-1,150.00
546200 · R&M - general	2,771.50	0.00	2,771.50
546300 · R&M - office	475.00	666.68	-191.68
546400 · R&M - security gates & signs	337.50	666.68	-329.18
547000 · Printing & binding	167.10	333.36	-166.26
549200 · Other chgs-elections	2,953.78	2,800.00	153.78
549300 · Other chgs-miscellaneous	105.80	266.68	-161.08
549400 · Other chgs-NPDES	3,308.00	2,666.68	641.32
549500 · Other chgs-legal advertising	488.67	800.00	-311.33
549600 · Other chgs- Banking Fees	0.00	200.00	-200.00
549800 · Contingency	0.00	533.36	-533.36
549900 · Other Chrgs-OC Prop. Appr. Fee	5,386.00	5,408.00	-22.00
551000 · Office Supplies	129.66	666.68	-537.02
552100 · Operating supplies	0.00	666.68	-666.68
554000 · Pubs, subscrips & members	1,175.00	2,150.00	-975.00
<b>Total Expense</b>	<b>248,034.00</b>	<b>345,394.32</b>	<b>-97,360.32</b>
<b>Net Ordinary Income</b>	<b>234,251.77</b>	<b>93,394.08</b>	<b>140,857.69</b>
<b>Net Income</b>	<b>234,251.77</b>	<b>93,394.08</b>	<b>140,857.69</b>

12:59 PM

06/05/18

Accrual Basis

# Valencia Water Control District Profit & Loss

October 2017 through May 2018

	Oct 17	Nov 17	Dec 17	Jan 18	Feb 18	Mar 18	Apr 18	May 18	TOTAL
<b>Ordinary Income/Expense</b>									
Income									
319100 - Drainage tax assessment	0.00	32,899.77	281,705.85	61,906.88	44,242.19	27,953.51	28,798.60	3,760.52	481,208.32
351001 - Interest earnings - GF	10.63	9.71	11.97	14.38	32.02	312.63	333.08	355.08	1,079.45
<b>Total Income</b>	10.63	32,848.48	281,717.82	61,921.26	44,274.21	28,266.14	29,131.68	4,115.60	482,285.77
<b>Gross Profit</b>	10.63	32,848.48	281,717.82	61,921.26	44,274.21	28,266.14	29,131.68	4,115.60	482,285.77
Expense									
511200 - Supervisor Compensation	150.00	0.00	250.00	250.00	150.00	0.00	250.00	200.00	1,250.00
512000 - Employee Salaries	4,500.00	4,500.00	4,500.00	4,500.00	4,500.00	4,500.00	0.00	0.00	27,000.00
521000 - FICA taxes	344.25	344.25	344.25	344.25	344.25	344.25	0.00	0.00	2,065.50
524000 - Workers' compensation	0.00	0.00	500.00	0.00	0.00	0.00	0.00	0.00	500.00
529000 - FUTA/SUTA Unemployment Tx	4.50	4.50	4.50	4.50	4.50	4.50	0.00	0.00	27.00
531100 - Management Fees	2,666.67	2,666.67	2,666.67	2,666.67	2,666.67	2,666.67	2,666.67	4,066.67	22,733.38
531200 - Engineering services	2,100.00	2,100.00	2,100.00	2,100.00	2,100.00	2,100.00	2,100.00	0.00	14,700.00
531300 - Legal services	1,000.00	1,000.00	1,000.00	1,000.00	1,000.00	1,000.00	1,000.00	1,000.00	8,000.00
531600 - Website Creation/Maintenance	50.00	50.00	50.00	50.00	50.00	50.00	50.00	50.00	400.00
531700 - Report Preparation - NPDES	5,106.25	6,927.50	7,031.55	0.00	0.00	0.00	0.00	0.00	19,065.30
534100 - Aquatic weed control	2,125.00	2,125.00	2,125.00	2,125.00	2,125.00	0.00	4,250.00	0.00	14,875.00
534200 - Canal & retention pond	22,773.49	1,500.00	7,284.00	14,336.30	2,343.40	14,057.35	0.00	3,018.30	65,292.84
534300 - Mowing	13,196.04	3,786.14	0.00	0.00	0.00	0.00	0.00	3,796.14	20,788.32
534400 - Water quality monitoring	0.00	3,291.00	1,645.50	1,645.50	1,645.50	1,645.50	1,645.50	0.00	11,518.50
534500 - Janitorial	131.00	131.00	131.00	131.00	131.00	0.00	262.00	0.00	917.00
540000 - Travel & per diem	0.00	0.00	0.00	108.07	0.00	0.00	0.00	0.00	108.07
541200 - Postage	14.83	27.14	11.01	21.52	23.23	32.13	4.70	17.39	151.89
541500 - Internet	120.40	120.40	120.40	120.63	120.63	120.93	120.56	124.10	968.35
543000 - Utility services	43.32	41.18	47.15	0.00	0.00	0.00	0.00	29.97	161.62
544000 - Office Leases	1,051.68	1,051.68	1,051.68	1,051.68	1,051.68	1,051.68	1,051.68	1,051.68	8,413.44
544300 - Meeting Room Rental	50.00	0.00	50.00	50.00	50.00	0.00	50.00	50.00	300.00
545000 - Insurance	11,500.00	0.00	0.00	0.00	0.00	0.00	0.00	0.00	11,500.00
546200 - R&M - general	0.00	0.00	0.00	0.00	0.00	0.00	1,000.00	1,771.50	2,771.50
546300 - R&M - office	385.00	45.00	0.00	0.00	45.00	0.00	0.00	0.00	475.00
545400 - R&M - security gates & signs	0.00	0.00	0.00	0.00	0.00	0.00	0.00	0.00	0.00
547000 - Printing & binding	10.80	54.90	4.20	23.85	28.85	22.20	0.30	22.20	337.50
549200 - Other chgs-elections	0.00	0.00	0.00	0.00	0.00	0.00	0.00	0.00	167.10
549300 - Other chgs-miscellaneous	0.00	7.00	0.00	14.00	7.00	7.00	0.00	2,953.78	2,953.78
549400 - Other chgs-NPDES	0.00	0.00	1,875.00	0.00	0.00	0.00	36.30	34.30	105.60
549500 - Other chgs-legal advertising	0.00	0.00	148.00	0.00	0.00	0.00	1,493.00	0.00	3,308.00
549900 - Other Chrgs-OC Prop. Appr. Fee	5,386.00	0.00	0.00	0.00	170.00	0.00	170.67	0.00	488.67
551000 - Office Supplies	21.23	21.92	0.69	21.47	21.65	21.20	0.30	21.20	5,386.00
554000 - Pubs, subscrips & members	1,175.00	0.00	0.00	0.00	0.00	0.00	0.00	0.00	1,175.00
<b>Total Expense</b>	73,905.46	29,805.28	33,258.10	30,564.44	18,578.46	27,623.41	16,091.68	18,207.17	248,034.00
<b>Net Ordinary Income</b>	-73,894.83	3,043.20	248,459.72	31,356.82	25,695.75	642.73	13,039.95	-14,091.57	234,251.77
<b>Net Income</b>	-73,894.83	3,043.20	248,459.72	31,356.82	25,695.75	642.73	13,039.95	-14,091.57	234,251.77